












Brake Drum Catalogue



truck & bus brake drum




unit:mm






PIC	Style	Model	Material	Truck or Axle Model	Pilot Diameter	Max Outer Circle	Overall Height	Brake Face Diameter and Width	Pitch Circle Diameter	Size-holes
No picture	Front	6B1	HT250	Xiamen Kinglong	Φ 234	Φ 450	177	Φ 400 depth:145	Φ 275	Φ 20-4~8pcs
	Front	300G	HT250	Dongfeng Hercules	Φ 280	Φ 464	234	Φ 410 depth:164	Φ 335	Φ 23 - 10pcs Φ 11 - 5pcs
No picture	Front	460EA	HT250	Suzhou Kinglong	Φ 282	Φ 458	218	Φ 400 depth:165	Φ 335	Φ 23 - 10pcs
	Front	460EB	HT250	Suzhou Kinglong	Φ 282	Φ 458	218	Φ 398.5 depth:165	Φ 335	Φ 23 - 10pcs
No picture	Front	460FA	HT250	Xiamen Kinglong	Φ 240	Φ 452	192	Φ 400 depth:162	Φ 285.75	Φ 23 - 10pcs





	Front	1094	HT250	154 series(8 holes)	Φ 234	Φ 447	180	Φ 398.5 depth:142	Φ 275	Φ 21 - 8pcs
	Front	1098A	HT250	Hangzhou steam turbine	Φ 234	Φ 445	161	Φ 398.5 depth:139	Φ 275	Φ 21 - 8pcs
	Front	1141A	HT250	Donfeng 153 series	Φ 240	Φ 450	181	Φ 400 depth:143	Φ 285.75	Φ 23 - 10pcs
	Front	1141G	HT250	Dongfeng 153 series	Φ 240	Φ 452	182	Φ 400 depth:142	Φ 285.75	Φ 22.5 - 10pcs
	Front	1141L	HT250	Dongfeng 153 series widen	Φ 240	Φ 462	212	Φ 400 depth:166	Φ 285.75	Φ 23 - 10pcs





	Front	1171B	HT250	Dongfeng JY3501571-4E	Φ 290	Φ 470	203	Φ 400 depth:165	Φ 335	Φ 23 - 10pcs
	Front	1191A	HT250	CNHTC steyr king	Φ 282	Φ 471	250	Φ 420 depth:180	Φ 335	Φ 24 - 10pcs
	Front	1191C	HT250	CAMC heavy trucks	Φ 285	Φ 470	205	Φ 410 depth:170	Φ 335	Φ 23 - 10pcs
	Front	1191G	HT250	yangtze-huaihe riegl hair	Φ 282	Φ 465	234	Φ 410 depth:164	Φ 335	Φ 23.5-10pcs Φ 11-2pcs
No picture	Front	FS01E	HT250	Xiamen Kinglong	Φ 234	Φ 450	182	Φ 400 depth:145	Φ 275	Φ 20.4-8pcs





	Front	HZ911	HT250	CNHTC Hongyan Kingkong	Φ282	Φ476	298	Φ420 depth:231	Φ335 Φ295	Φ23.5-10pcs Φ11 - 2pcs M10-2pcs
No picture	Front	J001	HT250	Xiamen Kinglong	Φ240	Φ450	200	Φ400 depth:163	Φ285.75	Φ20.4-10pcs
	Front	JS03G	HT250	Xiamen Kinglong	Φ234	Φ450	171	Φ400 depth:145	Φ275	Φ20.4-10pcs
No picture	Front	NS15E	HT250	Xiamen Kinglong	Φ282	Φ462	214.5	Φ400 depth:164	Φ335	Φ22.5-10pcs Φ11 - 5pcs M12-3pcs
No picture	Front	NX12	HT250	Xiamen Kinglong	Φ240	Φ462	192	Φ400 depth:164	Φ285.75	Φ22.5 - 10pcs





No picture	Front	NX	HT250	Xiamen Kinglong	Φ 240	Φ 453	181	Φ 400 depth:142	Φ 285.75	Φ 22.5 – 10pcs
No picture	Front	S67YT	HT250	Xiamen Kinglong	Φ 240	Φ 450	200	Φ 400 depth:163	Φ 285.75	Φ 20.4 – 10pcs
	Front	VN001	HT250	Hyundai 8T-15T	Φ 215	Φ 469	190	Φ 410 depth:150	Φ 285	Φ 22.5 – 8pcs
	Front	VN003	HT250	DAED00	Φ 230	Φ 467	196	Φ 410 depth:152	Φ 285	Φ 22.5 – 8pcs
	Front	VN005	HT250	Hino 5T	Φ 164	Φ 374	183	Φ 320 depth:127	Φ 206	Φ 22 – 6pcs Φ 11 – 3pcs






	Front	VN007	HT250	Hyundai 2.5T	Φ 165	Φ 372	137	Φ 320 depth:92	Φ 208	Φ 19 – 5pcs
	Front	VN010	HT250	Hyundai 5T	Φ 170	Φ 366	165	Φ 320 depth:130	Φ 200	Φ 22 – 6pcs
	Front	VN011	HT250		Φ 165	Φ 374	134	Φ 320 depth:97	Φ 208	Φ 19 – 5pcs
	Front	VN014	HT250	Hyundai 2000	Φ 286	Φ 465	218	Φ 410 depth:165	Φ 335	Φ 27 – 10pcs M8 – 2pcs
	Front	XD12	HT250	Xiamen Kinglong	Φ 282	Φ 462	217.5	Φ 400 depth:163	Φ 335	Φ 22.5-10pcs Φ 11-5pcs





	Front	ZHT151A	high carbon steel	151A	Φ 234	Φ 457	175	Φ 400 depth:115	Φ 285.75	Φ 23 - 10pcs
	Front	ZHT460FB	high carbon steel	Xiamen Kinglong	Φ 240	Φ 452	192	Φ 398.5 depth:162	Φ 285.75	Φ 23 - 10pcs
	Front	ZHT475A	high carbon steel	475	Φ 290	Φ 459	204	Φ 400 depth:166	Φ 335	Φ 23 - 10pcs
No picture	Front	ZHT475B	high carbon steel	475	Φ 290	Φ 459	204	Φ 398.5 depth:166	Φ 335	Φ 23 - 10pcs
	Front	ZS12D	HT250	Xiamen Kinglong	Φ 282	Φ 462	217.5	Φ 400 depth:163	Φ 335	Φ 22.5-10pcs Φ 11-5pcs



	Front	ZS18G	HT250	Xiamen Kinglong	Φ 282	Φ 456	248.5	Φ 400 depth:165	Φ 335	Φ 22.4-10pcs Φ 11-2pcs M12-2pcs
	Rear	13F21B	HT250	13T	Φ 285.8	Φ 471	308	Φ 419 depth:230	Φ 335	Φ 23 - 10pcs
	Rear	13F21C	HT250	13T	Φ 285.8	Φ 471	290	Φ 419 depth:214	Φ 335	Φ 23 - 10pcs
No picture	Rear	13F27	HT250	13T	Φ 228.6	Φ 471	276	Φ 419 depth:199	Φ 285	Φ 21 - 8pcs
	Rear	14F11	HT250		Φ 290	Φ 476	298	Φ 420 depth:220	Φ 335	Φ 23 - 10pcs





	Rear	16F11	HT250	16T	$\Phi 281.9$	$\Phi 471$	285	$\Phi 419$ depth:232	$\Phi 335$	$\Phi 23 - 10\text{pcs}$
	Rear	81								
	Rear	ZHT145	high carbon steel	145	$\Phi 234$	$\Phi 454$	215	$\Phi 398.5$ depth:177	$\Phi 275$	$\Phi 21 - 8\text{pcs}$
No picture	Rear	300A	HT250	Benz 180	$\Phi 298$	$\Phi 470$	280.5	$\Phi 410$ depth:192	$\Phi 335$	$\Phi 23 - 10\text{pcs}$ $\Phi 24 - 5\text{pcs}$ M12-3pcs
	Rear	300C	HT250	Shaanxi calderon	$\Phi 298$	$\Phi 466$	298	$\Phi 410$ depth:230	$\Phi 335$	$\Phi 23 - 10\text{pcs}$




	Rear	300D	HT250	Benz V3	Φ 333	Φ 470	305	Φ 410 depth:269	Φ 370	Φ 23 - 10pcs Φ 24 - 5pcs M12-3pcs
	Rear	300G	HT250	Dongfeng Hercules	Φ 282	Φ 460	293	Φ 410 depth:230	Φ 335	Φ 23 - 10pcs Φ 24 - 5pcs M12-2pcs
	Rear	300L3A	HT250	Benz	Φ 398	Φ 470	300	Φ 410 depth:232	Φ 335	Φ 23 - 10pcs Φ 24 - 5pcs
	Rear	300L5	HT250	Benz	Φ 398	Φ 466	305	Φ 410 depth:237	Φ 335	Φ 23 - 10pcs Φ 24 - 5pcs M12-3pcs
	Rear	435	HT250	DANA 15T	Φ 291	Φ 462	246	Φ 412 depth:192	Φ 335	Φ 23 - 10pcs






	Rear	460A	HT250	Dongfeng violet	Φ 290	Φ 469	270	Φ 410 depth:235	Φ 335	Φ 23 - 10pcs
	Rear	460B	HT250	Dongfeng violet	Φ 290	Φ 469	270	Φ 398 depth:235	Φ 335	Φ 23 - 10pcs
	Rear	460EA	HT250	Suzhou Kinglong	Φ 282	Φ 466	280	Φ 410 depth:232	Φ 335	Φ 23 - 10pcs
	Rear	460EB	HT250	Suzhou Kinglong	Φ 282	Φ 466	280	Φ 408.5 depth:232	Φ 335	Φ 23 - 10pcs Φ 11 - 6pcs
	Rear	460FA	HT250	Xiamen Kinglong	Φ 240	Φ 468	256	Φ 410 depth:231	Φ 285.75	Φ 23 - 10pcs





	Rear	460FB	HT250	Xiamen Kinglong	Φ 240	Φ 468	256	Φ 408.5 depth:231	Φ 285.75	Φ 23 - 10pcs
	Rear	460J	HT250	FAW-J5	Φ 290	Φ 469	260	Φ 410 depth:225	Φ 335	Φ 23 - 10pcs
	Rear	485B1	high carbon steel	Dongfeng Kinland	Φ 282	Φ 474	255	Φ 410 depth:232	Φ 335	Φ 23 - 10pcs
No picture	Rear	485B2	HT250	Dongfeng Kinland	Φ 282	Φ 472	255	Φ 410 depth:231	Φ 335	Φ 23 - 10pcs
	Rear	485C	high carbon steel	New Dongfeng Kinland	Φ 281	Φ 472	254	Φ 410 depth:231	Φ 335	Φ 23 - 10pcs Φ 11 - 5pcs





No picture	Rear	498A	high carbon steel		Φ281	Φ470	255	Φ410 depth:229	Φ335	Φ26 - 10pcs
No picture	Rear	500J	high carbon steel		Φ281	Φ465	272	Φ410 depth:232	Φ335	Φ23 - 10pcs
no picture	Rear	500	high carbon steel		Φ280.5	Φ472	255	Φ410 depth:231	Φ335	Φ23 - 10pcs
	Rear	0801A	HT250		Φ282	Φ471	216	Φ419 depth:163	Φ335	Φ23 - 10pcs
	Rear	801	HT250		Φ282	Φ471	216	Φ419 depth:163	Φ335	Φ23 - 10pcs






	Rear	1092A	HT250	Dongfeng 145	Φ 234	Φ 450	220	Φ 400 depth:170	Φ 275	Φ 21 – 8pcs
	Rear	1094A	HT250	Dongfeng	Φ 234	Φ 456	229	Φ 400 depth:200	Φ 275	Φ 23 – 8pcs
	Rear	1094B	HT250	Dongfeng	Φ 240	Φ 456	220	Φ 400 depth:170	Φ 285.75	Φ 23 – 10pcs
	Rear	1094C	HT250	Dongfeng 145	Φ 328	Φ 447	230	Φ 398.5 depth:194	Φ 275	Φ 23 – 8pcs
no picture	Rear	1094 (min)	HT250	Dongfeng 145	Φ 234	Φ 447	230	Φ 398.5 depth:194	Φ 275	Φ 23 – 8pcs





	Rear	1094	HT250	Dongfeng 145	Φ 234	Φ 447	230	Φ 400 depth:194	Φ 275	Φ 23 - 8pcs
	Rear	1098A1	HT250	Hangzhou steam turbine	Φ 234	Φ 457	232	Φ 398.5 depth:195	Φ 275	Φ 21 - 8pcs
	Rear	1098A	HT250	Hangzhou steam turbine	Φ 234	Φ 457	231	Φ 398.5 depth:194	Φ 275	Φ 21 - 8pcs
No picture	Rear	1098B	HT250	Hangzhou steam turbine	Φ 240	Φ 462	233	Φ 400 depth:194	Φ 285.75	Φ 22.5-10pcs
No picture	Rear	1098C	HT250	Hangzhou steam turbine	Φ 234	Φ 460	250	Φ 398.5 depth:195	Φ 275	Φ 23.5- 8pcs


	Rear	1098L	HT250	Hangzhou steam turbine T-type	Φ 234	Φ 462	233	Φ 400 depth:194.5	Φ 275	Φ 21 – 8pcs
	Rear	1141A3	HT250	Dongfeng153 (enhanced)	Φ 240	Φ 470	246	Φ 410 depth:190	Φ 285.75	Φ 23 – 10pcs
	Rear	1141A4	HT250	Dongfeng153 (reinforced)	Φ 240	Φ 470	246	Φ 410 depth:192	Φ 285.75	Φ 23 – 10pcs
	Rear	1141B1	HT250	Dongfeng153 (8holes, reinforced)	Φ 234	Φ 470	242	Φ 410 depth:188	Φ 275	Φ 23 – 8pcs
	Rear	1141B	HT250	Dongfeng153	Φ 234	Φ 450	220	Φ 400 depth:170	Φ 275	Φ 21 – 8pcs






	Rear	1141D1	HT250	Dongfeng153 (widen, reinforced)	Φ 240	Φ 470	257	Φ 410 depth:229	Φ 285.75	Φ 23 - 10pcs
No picture	Rear	1141G	HT250	Dongfeng153	Φ 240	Φ 460	244	Φ 410 depth:192	Φ 285.75	Φ 22.5 - 10pcs
	Rear	1141L2	HT250	Dongfeng153 (widen, reinforced)	Φ 240	Φ 470	262	Φ 410 depth:234	Φ 285.75	Φ 23 - 10pcs
	Rear	1141L3	HT250	Dongfeng153 (widen, reinforced)	Φ 240	Φ 470	262	Φ 410 depth:234	Φ 285.75	Φ 23 - 10pcs
	Rear	1171B	HT250	Dongfeng457	Φ 240	Φ 468	250	Φ 400 depth:214.5	Φ 285.75	Φ 23 - 10pcs


	Rear	1171C	HT250	Dongfeng457	Φ 234	Φ 468	250	Φ 400 depth:214.5	Φ 285.75	Φ 23 - 10pcs
	Rear	1171D	HT250	FAW 9ton	Φ 292	Φ 465	252	Φ 400 depth:217	Φ 335	Φ 23 - 10pcs
No picture	Rear	1171H	HT250	457	Φ 240	Φ 469	270	Φ 410 depth:235	Φ 285.75	Φ 22.5-10pcs
	Rear	1171SB	HT250	JY3502571-4E-EQ2	Φ 290	Φ 460	250	Φ 400 depth:217	Φ 335	Φ 23 - 10pcs
	Rear	1191A2	HT250	Steyr king (reinforced)	Φ 282	Φ 475	285	Φ 420 depth:210	Φ 335	Φ 24 - 10pcs





	Rear	1191EC	HT250	FAW	Φ 291	Φ 466	295	Φ 410 depth:230	Φ 335	Φ 23.5-10pcs Φ 17-5pcs
	Rear	1191E	HT250	FAW	Φ 291	Φ 466	295	Φ 410 depth:230	Φ 335	Φ 23.5-10pcs Φ 17-5pcs M10-3
	Rear	1191H	HT250	XCQC Delong	Φ 282	Φ 472	292	Φ 412.5 depth:233.5	Φ 335	Φ 24-10pcs Φ 11-2pcs M12-2
	Rear	1191L2	HT250	Steyr 2009	Φ 282	Φ 475	297	Φ 420 depth:234	Φ 335	Φ 24-10pcs
	Rear	1191L4	HT250	Steyr 2009	Φ 282	Φ 475	297	Φ 420 depth:232	Φ 335	Φ 24-10pcs Φ 10-2pcs




No picture	Rear	1191EB	HT250	FAW	Φ 290	Φ 466	296.5	Φ 410 depth:229	Φ 335	Φ 23-10pcs Φ 17-5pcs M14-3pcs
	Rear	1300A	HT250		Φ 298	Φ 465	289	Φ 410 depth:236.5	Φ 335	Φ 26 - 10pcs Φ 24.5- 5pcs
	Rear	1601	HT250	16T	Φ 281.9	Φ 475	289	Φ 419 depth:235	Φ 335	Φ 23.5 - 10pcs
	Rear	1602A	HT250	16T	Φ 290	Φ 478	297	Φ 420 depth:225	Φ 335	Φ 23 - 10pcs
	Rear	41002	HT250		Φ 282	Φ 471	193	Φ 419 depth:130.5	Φ 335	Φ 23 - 10pcs



No picture	Rear	BS03B	HT250	Xiamen Kinglong	Φ 234	Φ 460	231	Φ 400 depth:194	Φ 275	Φ 20.4- 8pcs
No picture	Rear	D1010	high carbon steel		Φ 290	Φ 480	226	Φ 420 depth:200	Φ 335	Φ 23 - 10pcs
No picture	Rear	F001	HT250	Xiamen Kinglong	Φ 234	Φ 448	228	Φ 400 depth:196	Φ 275	Φ 22.5- 8pcs
	Rear	HZ911	HT250	Hongyan kingkong	Φ 282	Φ 476	250	Φ 420 depth:178	Φ 335	Φ 23.5-10pcs Φ 11-2pcs M11-2pcs
No picture	Rear	K2700	high carbon steel	Dongfeng Kinland 3502075-K2700	Φ 280.5	Φ 472	255	Φ 410 depth:231	Φ 335	Φ 23 - 10pcs

	Rear	NX12	HT250	Xiamen Kinglong	Φ 240	Φ 474	255	Φ 410 depth:229	Φ 275	Φ 22.5-10pcs
	Rear	NX	HT250	Xiamen Kinglong	Φ 240	Φ 460	244	Φ 410 depth:192	Φ 285.75	Φ 22.5 - 10pcs
	Rear	S16KH	HT250	Xiamen Kinglong	Φ 234	Φ 460	255	Φ 400 depth:229	Φ 285.75	Φ 22.5 - 10pcs
	Rear	S16K	HT250	Xiamen Kinglong	Φ 234	Φ 460	255	Φ 400 depth:229	Φ 275	Φ 22.5 - 8pcs
	Rear	VN002	HT250	Hyundai 8T-15T	Φ 215	Φ 468	245	Φ 410 depth:210	Φ 285	Φ 22 - 8pcs

No picture	Rear	VN004	HT250	Daewoo	Φ 205	Φ 464	254	Φ 406 depth:223	Φ 285	Φ 22.5-8pcs
No picture	Rear	VN004 (10 holes)	HT250	Daewoo	Φ 205	Φ 464	254	Φ 406 depth:223	Φ 285	Φ 22.5-10pcs
No picture	Rear	VN006	HT250	Hino 5T	Φ 164	Φ 374	185	Φ 320 depth:135	Φ 206	Φ 22 - 6pcs Φ 11 - 3pcs
	Rear	VN008	HT250		Φ 215	Φ 470	267	Φ 410 depth:226	Φ 285	Φ 22.5-8pcs
No picture	Rear	VN009	HT250	Hyundai 5T-9.5T	Φ 170	Φ 366	206	Φ 320 depth:160	Φ 222	Φ 23 - 6pcs

	Rear	VN012	HT250	Daewoo	Φ 230	Φ 463	226	Φ 410 depth:189	Φ 285	Φ 22 - 8pcs
	Rear	VN013	HT250	Korea truck	Φ 215	Φ 485	282	Φ 410 depth:230	Φ 285	Φ 22.5-8pcs
No picture	Rear	VN015	HT250	Hyundai 2000	Φ 282	Φ 470	286	Φ 410 depth:233	Φ 335	Φ 24 - 10pcs Φ 11 - 2pcs M10-2pcs
	Rear	VN016	HT250	Hyundai 2000	Φ 283	Φ 471	287	Φ 411 depth:234	Φ 336	Φ 24 - 10pcs Φ 12 - 2pcs
	Rear	VN017	HT250	Daewoo	Φ 230	Φ 470	250	Φ 410 depth:215	Φ 285	Φ 22 - 8pcs

	Rear	VN018	HT250		Φ 230	Φ 469	216	Φ 410 depth:173	Φ 285	Φ 22.5-8pcs
No picture	Rear	VN019	HT250	Korea truck	Φ 215	Φ 574	299	Φ 410 depth:250	Φ 285	Φ 22.5-8pcs
	Rear	T460G	high carbon steel	DANA 13T	Φ 282	Φ 467	280	Φ 410 depth:226	Φ 335	Φ 23 - 10pcs
	Rear	T475	high carbon steel	FAW Jiefang 475	Φ 290	Φ 462	249	Φ 400 depth:215	Φ 335	Φ 23 - 10pcs
No picture	Rear	T475B	high carbon steel	FAW Jiefang 475	Φ 290	Φ 462	249	Φ 398.5 depth:215	Φ 335	Φ 23 - 10pcs

	Rear	T485A1	high carbon steel	FAW	Φ281	Φ474	256	Φ410 depth:232	Φ335	Φ26 - 10pcs
No picture	Rear	ZS02	HT250	Xiamen Kinglong	Φ282	Φ474	279	Φ410 depth:232	Φ335	Φ22.5-10pcs Φ11 - 3pcs M12 - 3pcs
	Rear	ZXB	HT250	Xiamen Kinglong	Φ282	Φ474	280	Φ410 depth:229	Φ335	Φ22.5-10pcs Φ11 - 5pcs